



EO



21.09.2021 12:00 Dr. Soaric

Home

Back

L



Development and Manufacturing

**J. MORITA MFG. CORP.**

680 Higashihama Minami-cho, Fushimi-ku,  
Kyoto 612-8533, Japan  
T +81. (0)75. 611 2141, F +81. (0)75. 622 4595

**Morita Global Website**  
[www.morita.com](http://www.morita.com)

Distribution

**J. MORITA CORP.**

3-33-18 Tarumi-cho, Suita-shi, Osaka 564-8650, Japan  
T +81. (0)6. 6380 1521, F +81. (0)6. 6380 0585

**J. MORITA USA, INC.**

9 Mason, Irvine CA 92618, USA  
T +1. 949. 581 9600, F +1. 949. 581 8811

**J. MORITA EUROPE GMBH**

Justus-von-Liebig-Strasse 27b, 63128 Dietzenbach, Germany  
T +49. (0)6074. 836 0, F +49. (0)6074. 836 299

**MORITA DENTAL ASIA PTE. LTD.**

150 Kampong Ampat, #06-01A KA Centre, Singapore 368324  
T +65. 6779. 4795, F +65. 6777. 2279

**J. MORITA CORP. AUSTRALIA & NEW ZEALAND**

Suite 2.05, 247 Coward Street, Mascot NSW 2020, Australia  
T +61. (0)2. 9667 3555, F +61. (0)2. 9667 3577

**J. MORITA CORP. MIDDLE EAST**

4 Tag Al Roasaa, Apartment 902, Saba Pacha 21311 Alexandria, Egypt  
T +20. (0)3. 58 222 94, F +20. (0)3. 58 222 96

**J. MORITA CORP. INDIA**

Filix Office No.908, L.B.S. Marg, Opp. Asian Paints, Bhandup (West), Mumbai 400078, India  
T +91-22-2595-3482

**J. MORITA MFG. CORP. INDONESIA**

28F, DBS Bank Tower, Jl. Prof. Dr. Satrio Kav. 3-5, Jakarta 12940, Indonesia  
T +62-21-2988-8332, F + 62-21-2988-8201

**SIAMDENT CO., LTD.**

71/10 Mu 5, Thakham, Bangpakong, Chachuengsao 24130, Thailand  
T +66. 38. 573042, F +66. 38. 573043  
[www.siamdent.com](http://www.siamdent.com)

Subject to technical changes and errors.

"Endo. Optimized." is a trademark that represents the inclusion of proprietary technology developed by J. MORITA MFG. CORP for Endodontic devices. It does not imply any claims regarding efficacy or device performance.

Pub. No. ES616-B108-EN-5

Diagnostic and Imaging Equipment

Treatment Units

Handpieces and Instruments

Endodontic Systems

Laser Equipment

Laboratory Devices

Educational and Training Systems

Auxiliaries

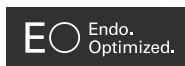
# Root ZX mini



# Compact and Accurate

## The trusted name in apex location for over 30 years

The Root ZX mini shares the same proven technology that has been relied on by endodontic enthusiasts for over 30 years. This technology has been independently evaluated at a 97.5% accuracy rate.\*



### Accurate

Utilizing a unique and proven Morita ratio technique, the Root ZX mini provides a highly accurate indication of the file's location. The accuracy of the apex location is not affected by the presence or absence of fluids in the canal.

### Simple

No calibration or zero adjustment needed. Automatically adjusts to changes in temperature, moisture, etc. inside the canal, even during treatment.

### Compact

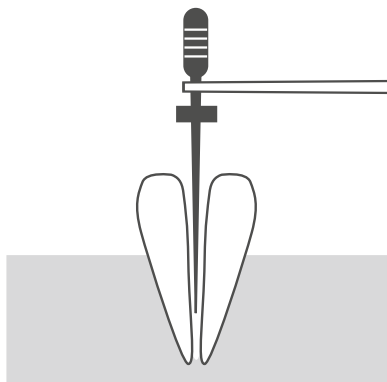
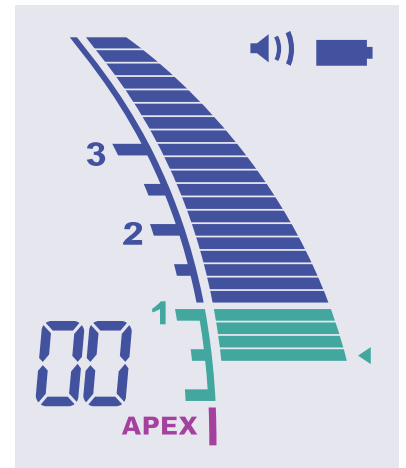
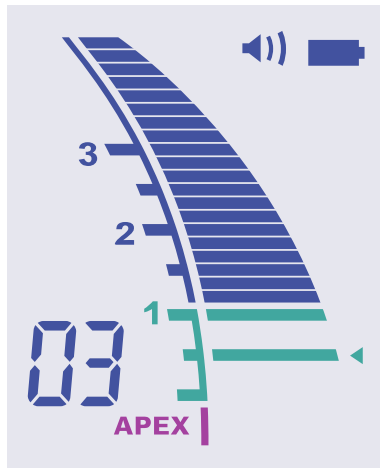
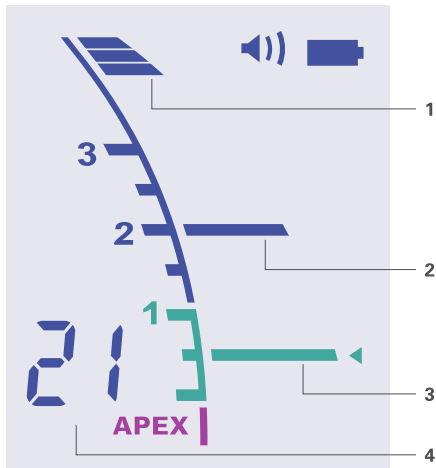
Whether placed on a tray, a table, or elsewhere, the Root ZX mini's compact size allows for easy and convenient usage.

### Modular

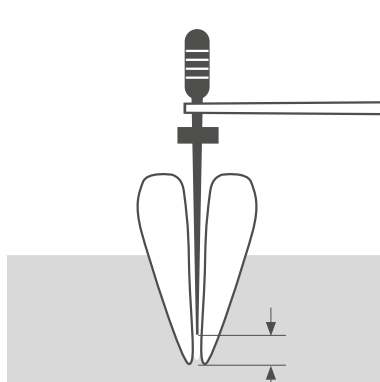
Connect your Root ZX mini to your Tri Auto mini to provide a complete endodontic treatment solution.

\*Independent study. Data on file.

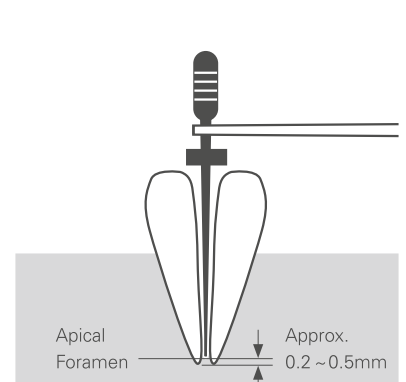
# Simple and Effortless



The meter is activated when the file is inserted into a root canal. The number of bars remaining before reaching the preset is shown in the information display.



When the file tip reaches a position near the apex, the bar color changes to green indicating a critical area.



When the file tip reaches the preset position, the flash bar stops blinking and stays on.

Further advancement, the "APEX" and "◀" indicators will start to blink.

## 1 - File position indicator bar

### 2 - Memory bar

Easily mark the beginning of a sharp curve or some certain distance from the apex. Can be used as a guide in order to maintain a consistent working length.

## 3 - Flash bar

The reference point for determining the canal or enlargement. Set anywhere between 2 and APEX.

## 4 - Information display

Number of bars left before flash bar is reached during apex location. Otherwise, indicates memory number for flash bar.

## 0.5 Meter reading

The meter's 0.5 reading indicates that the file tip is located very near the physiological apical foramen. Use this to determine the working length depending on the individual case. The exact working length depends on the shape and condition of the canal, and a clinical judgement must be made by the dentist.



Learn more at  
Morita.com

# Accessories



# Specifications

(Unit: mm)

Name: Root ZX mini  
Model: RCM-7  
Rating: DC 4.5 V  
Power Consumption: 0.2 W  
Weight: Approx. 110 g  
Battery: 1.5 VDC AAA x 3 (included)

